

Legend

•

k3_All

Public School

SCHOOL_NAM

★

Beverlye/Hidden Lake Campus

★

Carver School

★

Girard Campus

★

Highlands School

★

Kelly Springs School

★

Selma Street School

—

Road Centerline

□

<all other values>

Name

□

Beverlye/Hidden Lake Zone

□

Girard Girard Zone

□

Highlands Zone

□

Kelly Springs

□

Montana St. Zone

□

Selma Street Zone

□

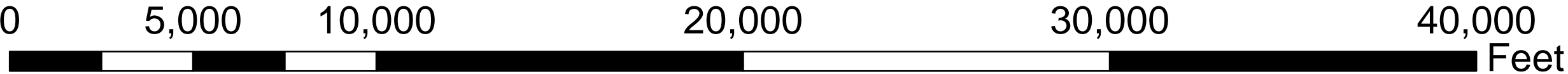
Slingluff Zone

□

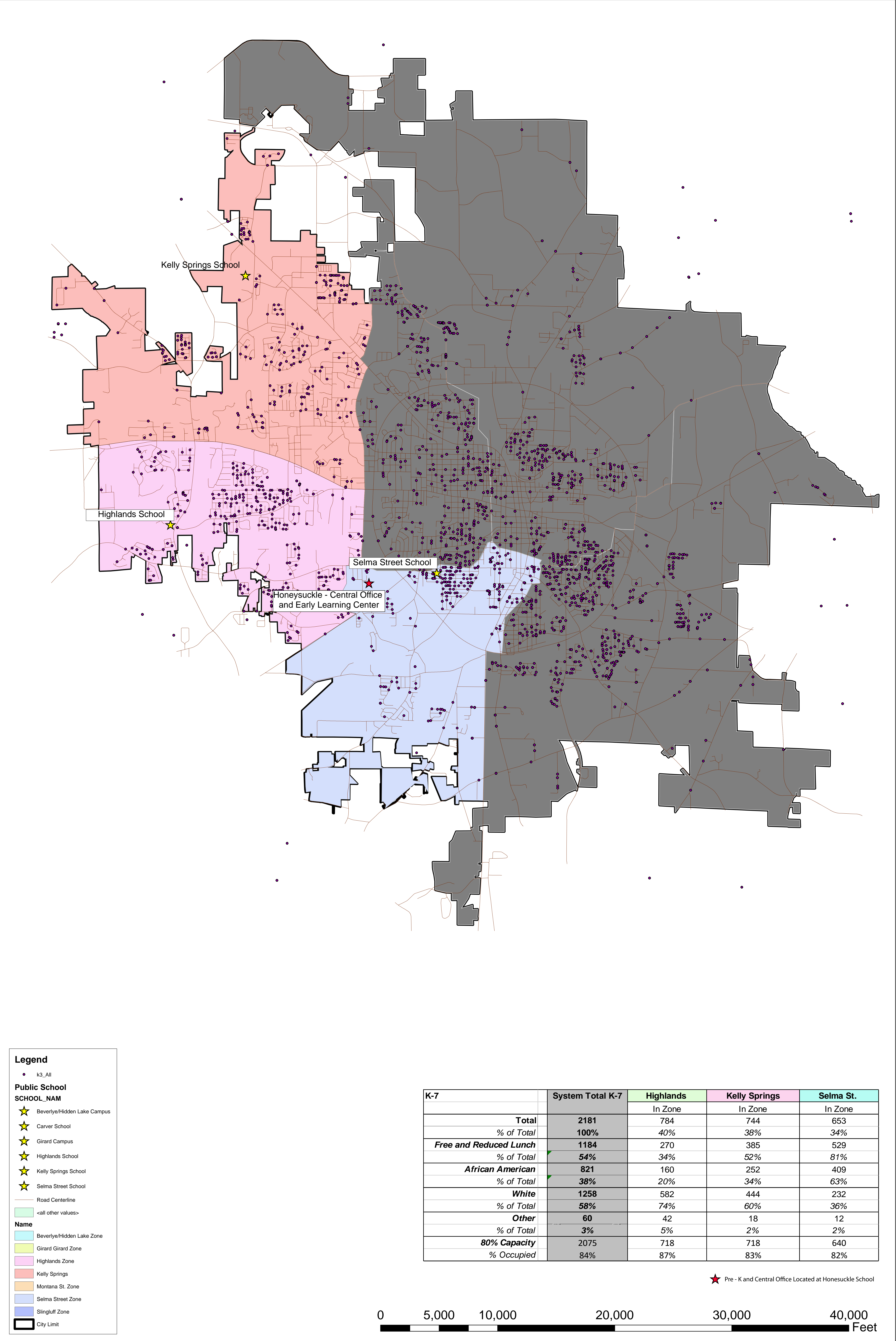
City Limit

K-3 Zones	System Total K-3	Girard M	Beverlye	Carver
		In Zone	In Zone	In Zone
Total	1949	575	723	651
% of Total	100%	30%	37%	33%
Free and Reduced Lunch	1619	444	551	624
% of Total	83%	77%	76%	96%
African American	1335	354	402	579
% of Total	68%	62%	56%	89%
White	552	197	291	64
% of Total	28%	34%	40%	10%
Other	62	24	30	8
% of Total	3%	4%	4%	1%
80% Capacity	2077	651	739	686
% Occupied	75%	71%	78%	76%

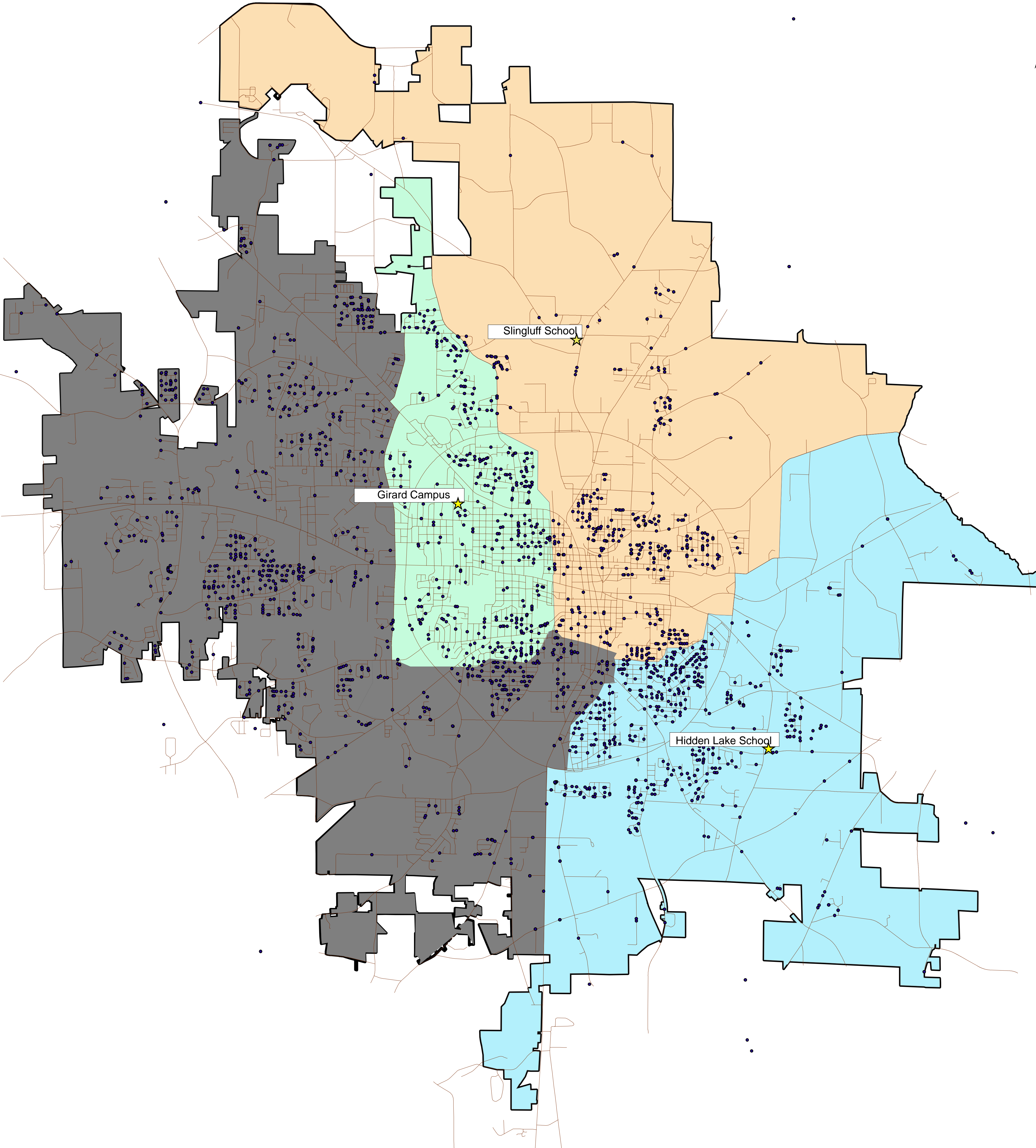

★ Pre - K and Central Office Located at Honesuckle School



Scenario 4 - K-3 Zones Dothan, Alabama



Scenario 4 - K-7 Zones Dothan, Alabama



4-7 Zones	System Total 4-7	Girard E	Hidden Lake	Slingluff
		In Zone	In Zone	In Zone
Total	1662	519	588	555
% of Total	100%	31%	35%	33%
Free and Reduced Lunch	1337	377	441	519
% of Total	80%	73%	75%	94%
African American	1161	326	352	483
% of Total	70%	63%	60%	87%
White	459	182	215	62
% of Total	28%	35%	37%	11%
Other	42	11	21	10
% of Total	3%	2%	4%	2%
80% Capacity	1590	488	551	551
% Occupied	84%	85%	85%	81%

Legend

•

4-7_all

Public School
SCHOOL_NAM

★

Beverly/Hidden Lake Campus

★

Girard Campus

★

Morris Slingluff School

—

Road Centerline

Name

Beverly/Hidden Lake Zone

Girard Girard Zone

Highlands Zone

Kelly Springs

Selma Street Zone

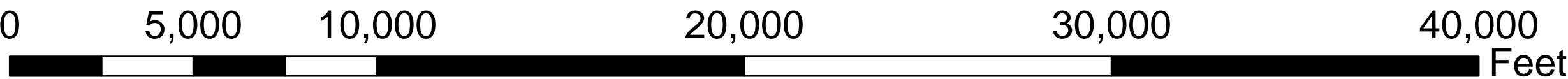
Slingluff Zone

City Limit

8-9 Zones	System Total 8-9	Dothan
		In Zone
Total	1209	1209
% of Total	100%	100%
Free and Reduced Lunch	840	840
% of Total	69%	69%
African American	726	726
% of Total	60%	60%
White	444	444
% of Total	37%	37%
Other	29	29
% of Total	2%	2%
80% Capacity	1449	1449
% Occupied	83%	83%

10-12 Zones	System Total 10-12	Northview
		In Zone
Total	1814	1814
% of Total	100%	100%
Free and Reduced Lunch	1202	1202
% of Total	66%	66%
African American	1084	1084
% of Total	60%	60%
White	658	658
% of Total	36%	36%
Other	72	72
% of Total	4%	4%
80% Capacity	1760	1760
% Occupied	82%	82%

★ Pre - K and Central Office Located at Honesuckle School



Scenario 4 - 4-7 Zones Dothan, Alabama